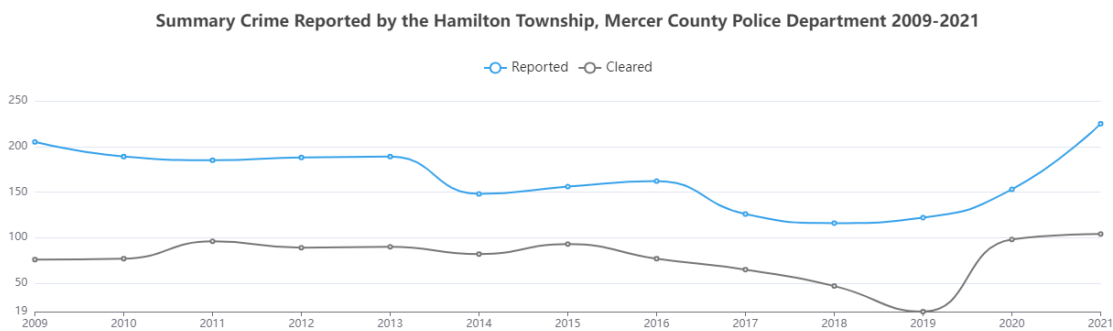
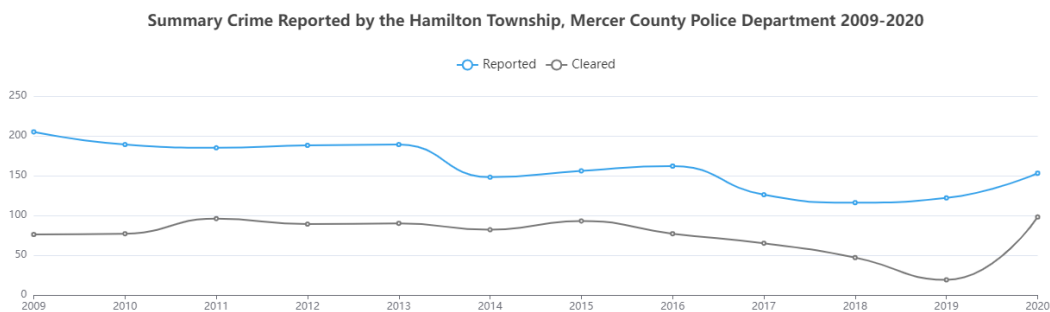
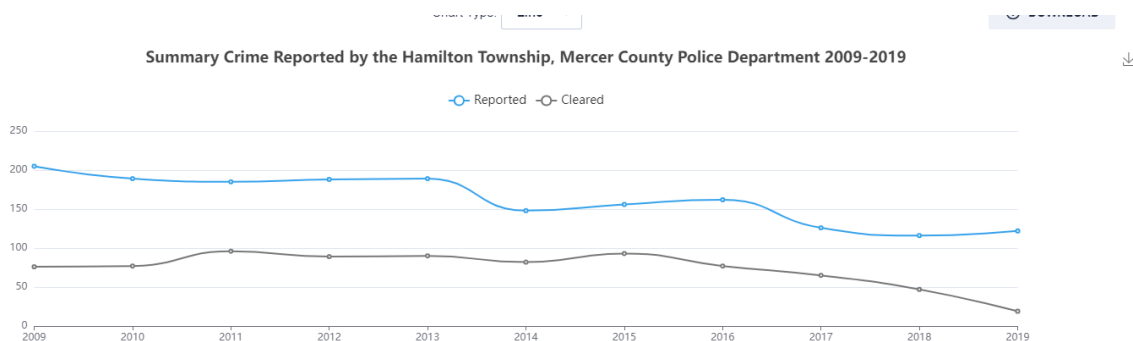


## How is Hamilton Doing on Crime?

Source: FBI Crime reports: [CDE \(cjis.gov\)](https://cde.cjis.gov)

Crime is rising in Hamilton according to the FBI crime data reports in Hamilton, Mercer County. In the past we have done stories that focus on the blighted areas of Hamilton. As we all know, allowing blighted areas drives crime.



These charts provide the volume of violent crime (murder and nonnegligent manslaughter, rape, robbery, and aggravated assault) and property crime (burglary, larceny-theft, and motor vehicle theft) as reported by city and town law enforcement agencies (listed alphabetically by state) that contributed data to the UCR Program. (Note: Arson is not included in the property crime total in this chart; however, if complete arson data were provided, it will appear in the arson column.)

### All Violent Crime

In **2021**, there were **199 all violent crime** incidents, and **228** offenses reported by the Hamilton Township, Mercer County Police Department

In **2020**, there were **0 all violent crime** incidents, and **0** offenses reported by the Hamilton Township, Mercer County Police Department

### All Property Crime

In **2021**, there were **1,430 all property crime** incidents, and **1,430** offenses reported by the Hamilton Township, Mercer County Police Department

In **2020**, there were **0 all property crime** incidents, and **0** offenses reported by the Hamilton Township, Mercer County Police Department

---

#### National Incident-Based Reporting System (NIBRS) Details Reported by the Hamilton Township, Mercer County Police Department

<b>Crime Select</b> All Property Crime	<b>Year Select</b> 2020	<b>Include Previous Years</b> Current Year
-------------------------------------------	----------------------------	-----------------------------------------------

In 2020, there were 0 all property crime incidents, and 0 offenses reported by the Hamilton Township, Mercer County Police Department

### Here are the hate crimes reported by NJ police departments in 2021:

- 141 based on race/ethnicity/ancestry
- 32 based on religion

- 24 based on sexual orientation
- 15 based on gender identity
- 8 with more than one kind of bias
- 0 based on disability or gender
- Total: 220

Most of these crimes took place against individuals, but businesses and religious organizations were also targeted in NJ according to the FBI.

A majority of the 2021 reported incidents in New Jersey (156) were intimidation, followed by destruction, damage, or vandalism of property and simple or aggravated assault. Data shows 50 of the incidents took place in the victim's home, with 40 taking place on a roadway, sidewalk, or alley.

Twenty-three of these reported bias incidents took place online; 35 either took place at a public transportation terminal or park/playground.

The New Jersey bias crime report indicates 100 of the offenders were white, 27 were Black or African-American, and 11 were Asian.

The updated federal data underpins a report last week from the Anti-Defamation League's Center on Extremism, which found [white supremacist propaganda surged](#) to a five-year high last year.

“Hate crimes and the devastation they cause communities have no place in this country,” Associate Attorney General Vanita Gupta said in a statement. “The Justice Department is committed to every tool and resource at our disposal to combat bias-motivated violence in all its forms.”

The original report released by the agency in December required data from law enforcement agencies to be submitted through a new system, which decreased participation — including from some of the biggest agencies in the country. The FBI then accepted data through

the system it had used in previous years to increase participation and released the updated report Monday.

Nationally, the agency said [hate crimes jumped 11.6 percent](#) in 2021 compared to 2020.

The supplemental report released Monday shows hate crime data has been received from police departments covering 91.1 percent of the reports, compared with 64.8 percent represented in the December report.

With the supplemental data included, the FBI is now reporting 10,840 incidents and 12,411 related offenses.

The FBI report shows (percentages rounded and may not add up to 100):

- 65 percent of victims were targeted because of their race, ethnicity or ancestry;
- 16 percent were targeted because of their sexual orientation;
- 14 percent were targeted because of their religion;
- 3 percent were targeted because of their gender identity;
- 1 percent were targeted because of their gender.

Of the 8,327 hate crimes classified as crimes against person:

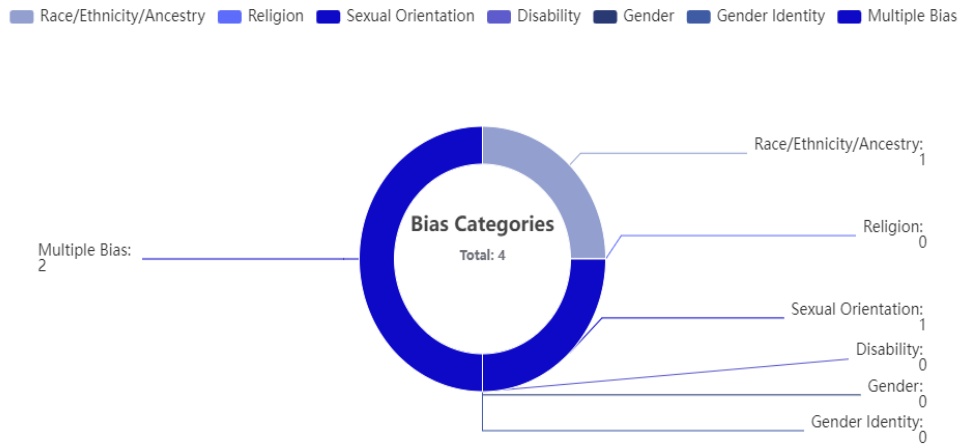
- 43 percent were intimidation;
- 36 percent were simple assault; 20 percent were aggravated assault;
- 19 rapes and 18 murders were reported as hate crimes.
- The remaining 70 hate crime offenses classified as crimes against persons were reported in the category of other.

Of the 3,817 hate crime offenses classified as crimes against property, 71 percent were acts of destruction/damage/vandalism.

While this data can offer a snapshot of bias crimes in the Garden State, it is not all-inclusive: only 184 of 578 law enforcement agencies in the state submitted data that year. While the number of hate crimes dropped off in 2021, so did the number of local police agencies submitting their data.


In 2020, 534 of 577 law enforcement agencies reported a total of 389 hate crimes in the state; in 2019, 556 of 577 agencies reported a total of 482 hate crimes according to [our previous reporting](#).

Let's look at the data on Hate Crime in Hamilton.

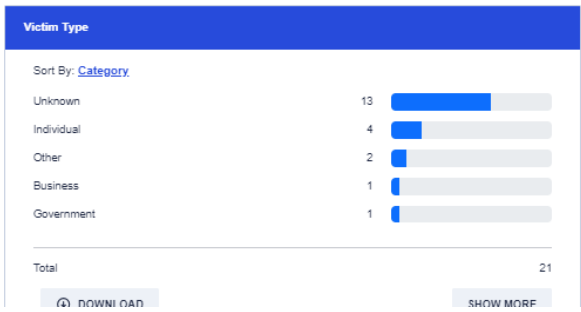
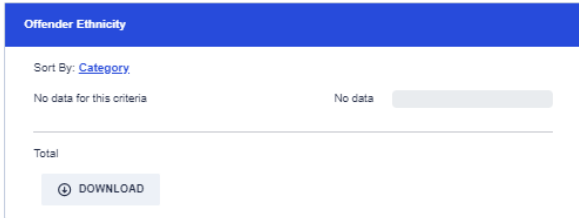
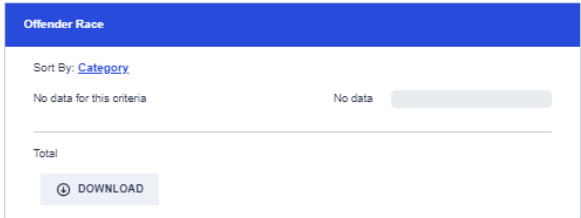
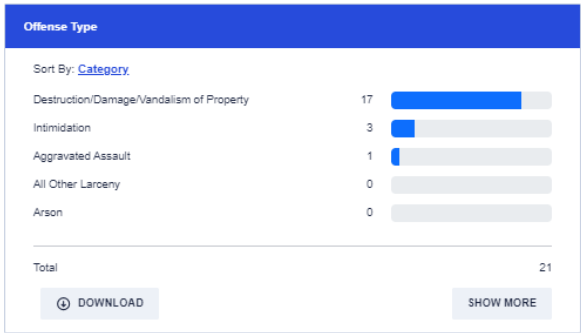


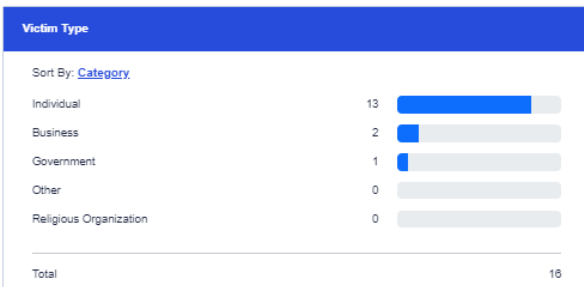
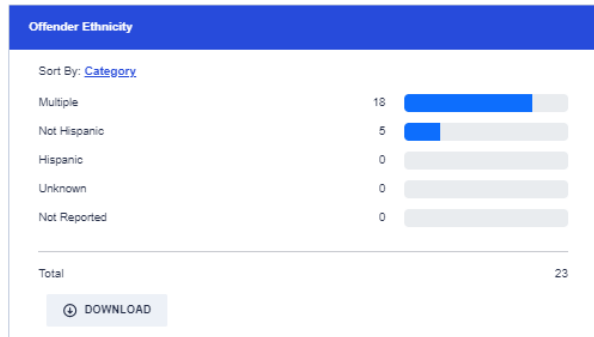
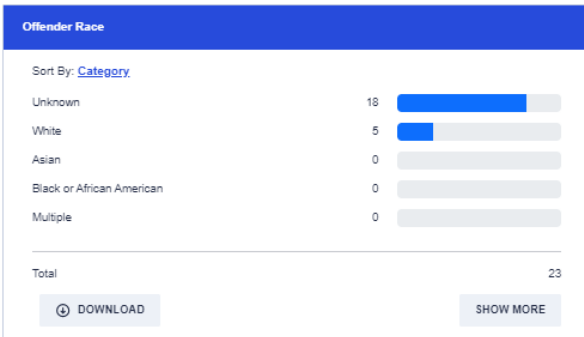
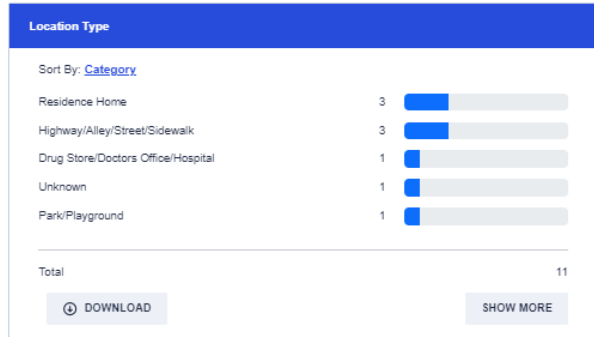
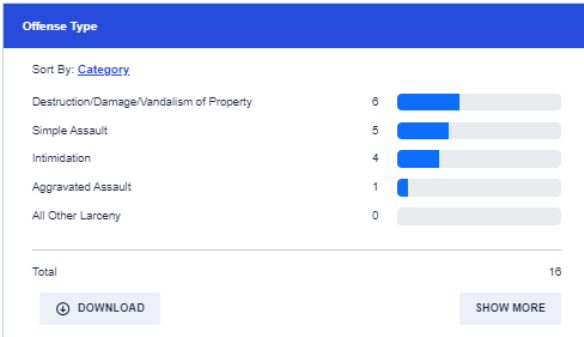
## Bias Types

Sort By: [Category](#)

Multiple Bias	2	
Anti-White	1	
Anti-Gay (Male)	1	
Anti-Other Race/Ethnicity/Ancestry	0	
Anti-Atheism/Agnosticism	0	

2020 data: Source [CDE \(cjis.gov\)](https://cjis.gov)



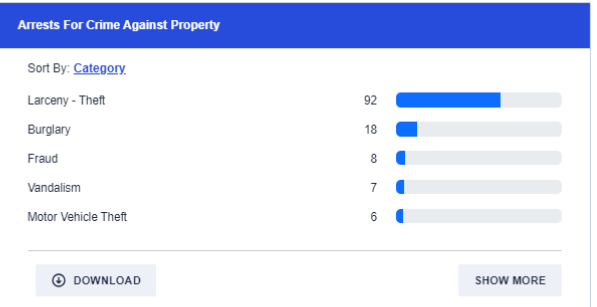
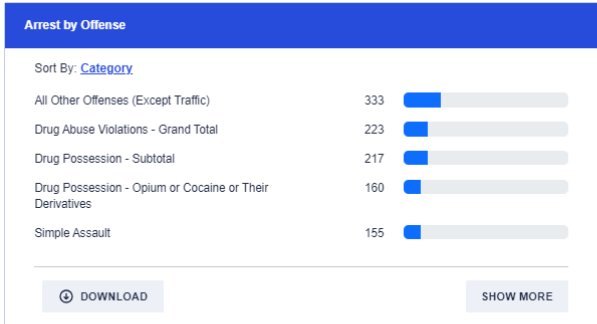
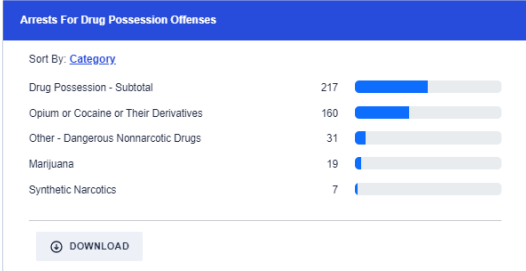
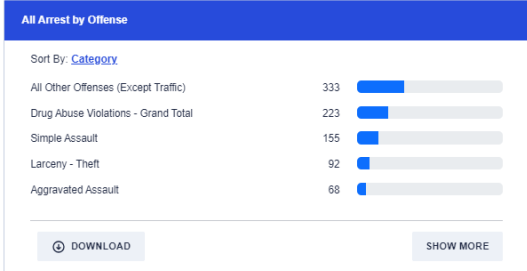


2021 data



2021 Current Year

- a
- mates
- Homicide Data
- Property Crime
- Inform Crime
- ement
- s
- every Tool
- ts & Downloads



2020 data

2020

Current Year

#### All Arrest by Offense

Sort By: [Category](#)

Drug Abuse Violations - Grand Total	306	<div><div style="width: 60%;"></div></div>
All Other Offenses (Except Traffic)	165	<div><div style="width: 30%;"></div></div>
Simple Assault	147	<div><div style="width: 25%;"></div></div>
Driving Under the Influence	142	<div><div style="width: 24%;"></div></div>
Larceny - Theft	88	<div><div style="width: 15%;"></div></div>

DOWNLOAD

SHOW MORE

#### Arrests For Drug Possession Offenses

Sort By: [Category](#)

Drug Possession - Subtotal	297	<div><div style="width: 50%;"></div></div>
Marijuana	183	<div><div style="width: 32%;"></div></div>
Opium or Cocaine or Their Derivatives	90	<div><div style="width: 15%;"></div></div>
Other - Dangerous Nonnarcotic Drugs	20	<div><div style="width: 3%;"></div></div>
Synthetic Narcotics	4	<div><div style="width: 0%;"></div></div>

DOWNLOAD

#### Arrests For Drug Sales Offenses

Sort By: [Category](#)

Drug Sale/Manufacturing - Subtotal	9	<div><div style="width: 15%;"></div></div>
Marijuana	6	<div><div style="width: 10%;"></div></div>
Synthetic Narcotics	2	<div><div style="width: 3%;"></div></div>
Opium or Cocaine or Their Derivatives	1	<div><div style="width: 2%;"></div></div>
Other - Dangerous Nonnarcotic Drugs	0	<div><div style="width: 0%;"></div></div>

DOWNLOAD

#### Arrests For Gambling Offenses

Sort By: [Category](#)

Gambling - All Other Gambling	0	<div><div style="width: 0%;"></div></div>
Gambling - Bookmaking (Horse and Sport Book)	0	<div><div style="width: 0%;"></div></div>
Gambling - Numbers and Lottery	0	<div><div style="width: 0%;"></div></div>
Gambling - Total	0	<div><div style="width: 0%;"></div></div>

DOWNLOAD

Drug Abuse Violations - Grand Total	306	<div><div style="width: 60%;"></div></div>
Drug Possession - Subtotal	297	<div><div style="width: 50%;"></div></div>
Drug Possession - Marijuana	183	<div><div style="width: 32%;"></div></div>
All Other Offenses (Except Traffic)	165	<div><div style="width: 30%;"></div></div>
Simple Assault	147	<div><div style="width: 25%;"></div></div>

DOWNLOAD

SHOW MORE

Larceny - Theft	88	<div><div style="width: 15%;"></div></div>
Stolen Property: Buying, Receiving, Possessing	25	<div><div style="width: 4%;"></div></div>
Motor Vehicle Theft	23	<div><div style="width: 4%;"></div></div>
Fraud	23	<div><div style="width: 4%;"></div></div>
Burglary	18	<div><div style="width: 3%;"></div></div>

DOWNLOAD

SHOW MORE

#### Arrests For Prostitution Violations

Sort By: [Category](#)

Prostitution and Commercialized Vice	0	<div><div style="width: 0%;"></div></div>
Prostitution and Commercialized Vice - Assisting or Promoting Prostitution	0	<div><div style="width: 0%;"></div></div>
Prostitution and Commercialized Vice - Prostitution	0	<div><div style="width: 0%;"></div></div>
Prostitution and Commercialized Vice - Purchasing Prostitution	0	<div><div style="width: 0%;"></div></div>

DOWNLOAD

#### Arrests For Crimes Against Society Offenses

Sort By: [Category](#)

Drug Abuse Violations - Grand Total	306	<div><div style="width: 60%;"></div></div>
All Other Offenses (Except Traffic)	165	<div><div style="width: 30%;"></div></div>
Driving Under the Influence	142	<div><div style="width: 25%;"></div></div>
Disorderly Conduct	30	<div><div style="width: 5%;"></div></div>
Weapons: Carrying, Possessing, Etc.	28	<div><div style="width: 5%;"></div></div>

DOWNLOAD

SHOW MORE

#### Arrests For Crime Against Person Offenses

Sort By: [Category](#)

Simple Assault	147	<div><div style="width: 25%;"></div></div>
Aggravated Assault	33	<div><div style="width: 6%;"></div></div>
Robbery	12	<div><div style="width: 2%;"></div></div>
Rape	6	<div><div style="width: 1%;"></div></div>
Sex Offenses (Except Rape, and Prostitution and Commercialized Vice)	4	<div><div style="width: 0.7%;"></div></div>

**NJ State Police Hate Crime Database Results: Source:**  
[2020 Preliminary Bias Incident Report.xlsx \(live.com\)](#)

Agency	ORI	Municipality	Number of Incident
HAMILTON TWP PD	NJ0110300	Hamilton Twsp	35
NEW JERSEY TRANSIT POLICE	NJ0073200	Hamilton Twsp	1

Agency	ORI	Municipality	Number of Incident
STATE POLICE	NJNSP2200	Trenton City	2
TRENTON PD	NJ0111100	Trenton City	2

Agency	ORI	Municipality	Number of Incident
COLLEGE OF NEW JERSEY	NJ0111800	Ewing Twsp	10
EWING TWP PD	NJ0110200	Ewing Twsp	8

Agency	ORI	Municipality	Number of Incident
ROBBINSVILLE TOWNSHIP POLICE	NJ0111200	Robbinsville Twsp	1

Agency	ORI	Municipality	Number of Incident
NEW JERSEY TRANSIT POLICE	NJ0073200	Princeton	1
PRINCETON PD	NJ0111000	Princeton	9
PRINCETON UNIVERSITY POLICE	NJ011509E	Princeton	14

**WORST TOWNS in NJ out of 562 municipalities for Hate Crime: Hamilton Mercer County is #2**

Agency	ORI	Municipality	Number of Incident
HAMILTON TWP PD	NJ0110300	Hamilton Twsp	35
HOWELL TWP PD	NJ0131900	Howell Twsp	23
KEANSBURG PD	NJ0132100	Keansburg Boro	19
LAKWOOD PD	NJ0151400	Lakewood Twsp	44
OCEAN TWP PD	NJ0133700	Ocean Twsp	24
WAYNE PD	NJ0161400	Wayne Twsp	28